

# FACILITY TECHNICAL PACKET



Facility Name:	<b>IOWA STATE CENTER</b>
----------------	--------------------------

## GENERAL INFORMATION

Facility Name:	<b>IOWA STATE CENTER</b>		
Mailing Address:	Scheman Building Suite 102, 1805 Center Drive, Ames, IA 50011		
Phone Number:	515-294-3347	Fax Number:	515-294-3349
E-mail Address:	iscinfo@iastate.edu	Website:	www.center.iastate.edu

## CONTACT LIST

Title	Name	Phone Number	E-mail
Executive Director	Tammy Koolbeck	515-294-8809	tkool@iastate.edu
Director of Event Services, Theaters	Craig Wiebke	515-294-3384	cwiebke@iastate.edu
Business Manager	Emily Ladewig	515-294-7698	eladewig@iastate.edu
Director of Marketing	Holly Boman	515-294-3566	hboman@iastate.edu
Technical Director	Mike Broich	515-294-8808	broich@iastate.edu
Technical Director / Audio Engineer	Jake Ewalt	515-294-2000	jbewalt@iastate.edu
Director of Operations	Tim Hinderks	515-294-5657	thinderk@iastate.edu
Director of Food and Beverage	Craig Spillman	515-294-2355	cspill@iastate.edu
Associate Ticket Office Manager	Nick Kaizer	515-294-4454	kaizer@iastate.edu

## DIRECTIONS TO IOWA STATE CENTER

From Interstate 35, take the US Highway 30 West exit (Exit 111B). Proceed west on US 30 approximately three miles to the University Boulevard exit (Exit 146). This exit is also signed "Iowa State University". Stay to the right on the off ramp and follow University Boulevard north for approximately one mile. After winding past the football stadium, you will see a large arena, Hilton Coliseum, ahead on the left. Stephens Auditorium is the tall building directly west of the coliseum. Turn left on to Center Drive, the street immediately south of Hilton Coliseum, and proceed west to the loading dock doors on the south side of Stephens Auditorium.

**GPS Address:** 1900 Center Drive, Ames, IA 50011

**GPS Coordinates:** 42.019728,-93.637957

## TECHNICAL INFORMATION

### PRODUCTION PERSONNEL

- Stephens Auditorium is not a union house, but is in the jurisdictional area of IATSE Local 67
- Stagehands are experienced professional hands supplemented by IATSE Local 67 when needed.
- Stagehands are directly responsible to the Stephens Auditorium Technical Director, who should be contacted for stagehand information
- Mandatory meal break required after five hours
- Specialized staff can be provided with ample prior notification

### STAGE SPECIFICATIONS

- Plan and profile, sight-lines, etc., are attached
- Proscenium opening is 70' x 30'
- Curtain line to edge of apron is 9'
- Clear height above stage floor is 69'
- Orchestra pit is movable hydraulic from stage to basement and accommodate 125 musicians
- 125 orchestra chairs, stands and lights available
- Limited number of 3' x 8' risers and 4' x 8' risers available in 6" increments; maximum height 6'
- Stage floor is natural sealed hardwood, Perma-cushion with rubber pads
- A portable Marley dance floor is available
- Use of stage screws is permitted
- Rear projection: rear wall to stage front is 50', height 30'
- Front projection: rear of hall to stage front is 130', no obstructions
- Best front projection position is from Row 13 main floor (no booth at that location)
- Front/rear projection screen available (Size: 13'w x 9'h)
- Pianos available: three Steinway (9'), one Baldwin (7')
- Piano tuner can be arranged through Stephens Auditorium Technical Director

### FLY SYSTEM AND RIGGING

- Line-set plot is attached
- 55 sets of counterweighted lines
- First line-set is 1' from house curtain; Last line-set is 21' from back wall
- Pin rail stage-right is raked: DS end is 60' SR of centerline; US end is 40' SR of centerline
- Maximum arbor weight is 1,000 lbs.
- 14,000 lbs. counterweight available
- 1/2, 1 and 2 ton CM Loadstars available if scheduled in advance
- Arena style rigging over stage possible with 1,000 lb. points available every 10'; high steel points available for heavier loads
- **Very limited rigging points available downstage of proscenium wall (curtain line)**

### LIGHTING

- Five onstage electrics with 24 circuits on 1st, 3rd, & 5th, and 16 circuits on 2nd & 4th
- FOH positions: 1 Overhead (26 circuits); 2 side (5 circuits each); 2 balcony rail (6 circuits each)
- Dimmer per circuit onstage and FOH
- All dimmers are 2.4kw Strand CD-80 and can take road DMX
- ETC Impression board
- Onstage instrumentation:
  - 36 Strand 40-degree Leko
  - 6 Strand 50-degree Leko
  - 6 Source-4 50-degree Leko
  - 46 Leko 750w 6x(9,12,16)
  - 36 Leko 750w 6x9
  - 20 1kw Fresnel
  - 5 FarCyc 3-cell, 1500w
  - 15 Mini-broads
  - 60 1kw Par 64 cans
- FOH Instrumentation:
  - 26 2kw Alto Leko (with variable beam angle; take gobos)
  - 20 1kw 8x13 Leko (with iris; take gobos)
- All connectors: 2 prong 20A Twist-lock
- Lighting inventory is shared with other buildings managed by the Iowa State Center. Contact Stephens Auditorium Technical Director regarding availability.
- Transfer case available, but usually use DMX
- Two 2kw Super Xenon Trouper follow spots in booth 156' from curtain line; third is available if schedule permits
- No in-town equipment rental house

# FACILITY TECHNICAL PACKET



- Road show power:
  - 600A 3ph located 25' from DSR
  - 400A 3ph located 25' from DSR
  - 100A 3ph located 25' from DSL

## **SOUND**

- Auditorium acoustics are excellent; minimal reinforcement is required
- House sound system consists of:
  - Custom designed JBL cabinets permanently mounted in proscenium
  - QSC amplifiers
  - Yamaha QL-5 console
  - Assorted mics, monitors, cable, etc.
- Clear-Com intercom available
- Infrared hearing assistance system available
- Preferred road mix location: Row 27 center – 120' from curtain (requiring 250' of cable)

## **LOADING**

- Two (2) dock doors are 22'h x 14'w with clear loading and level approach
- Truck approach to the loading door is east off Beach Avenue
- Forklift available
- Free parking available on-site for trucks and buses

## **DRESSING ROOMS AND FACILITIES**

- Five 2-4 person capacity rooms SR at stage level
- Two 40 person chorus rooms SR at first level above stage
- Two 15-person orchestra rooms SR at first level below stage
- All dressing rooms have toilets and showers
- The theater conforms to Actors' Equity Association Safe and Sanitary Code
- Locked room can be provided with advance notice
- Steps from stage left and stage right to the orchestra floor seating
- Pass doors from stage left and stage right to orchestra floor seating and lobby
- Cross-over behind rear wall and also one through the basement
- Access to orchestra pit is at basement level
- Building is air conditioned
- Stage monitor, video and call system to dressing rooms
- Freight elevator to all levels

## **TELEPHONE SERVICES**

- Production telephone lines available through University phone system. Contact Stephens Auditorium Technical Director for availability and phone numbers.

## **HIGH-SPEED INTERNET SERVICES**

- High-speed internet lines available through University system. WiFi is also available throughout theater.

## **OTHER PRODUCTION INFORMATION**

- Fire exits required beyond wings.
- Cables permitted in aisles if taped or matted.
- Pyrotechnics are permitted only if operated by licensed technician. All pyrotechnics require prior approval to meet house regulations, and may require inspection by local fire authorities. Please advance all pyrotechnic information with the Stephens Auditorium Technical Director.
- Lasers require approval from the ISU Department of Environmental Health and Safety, and may be subject to inspection prior to usage. Please advance all laser information with the Stephens Auditorium Technical Director.
- By law, Stephens Auditorium is a smoke-free facility. Smoking is not permitted anywhere in the building or on the grounds of the Iowa State Center.

# FACILITY TECHNICAL PACKET



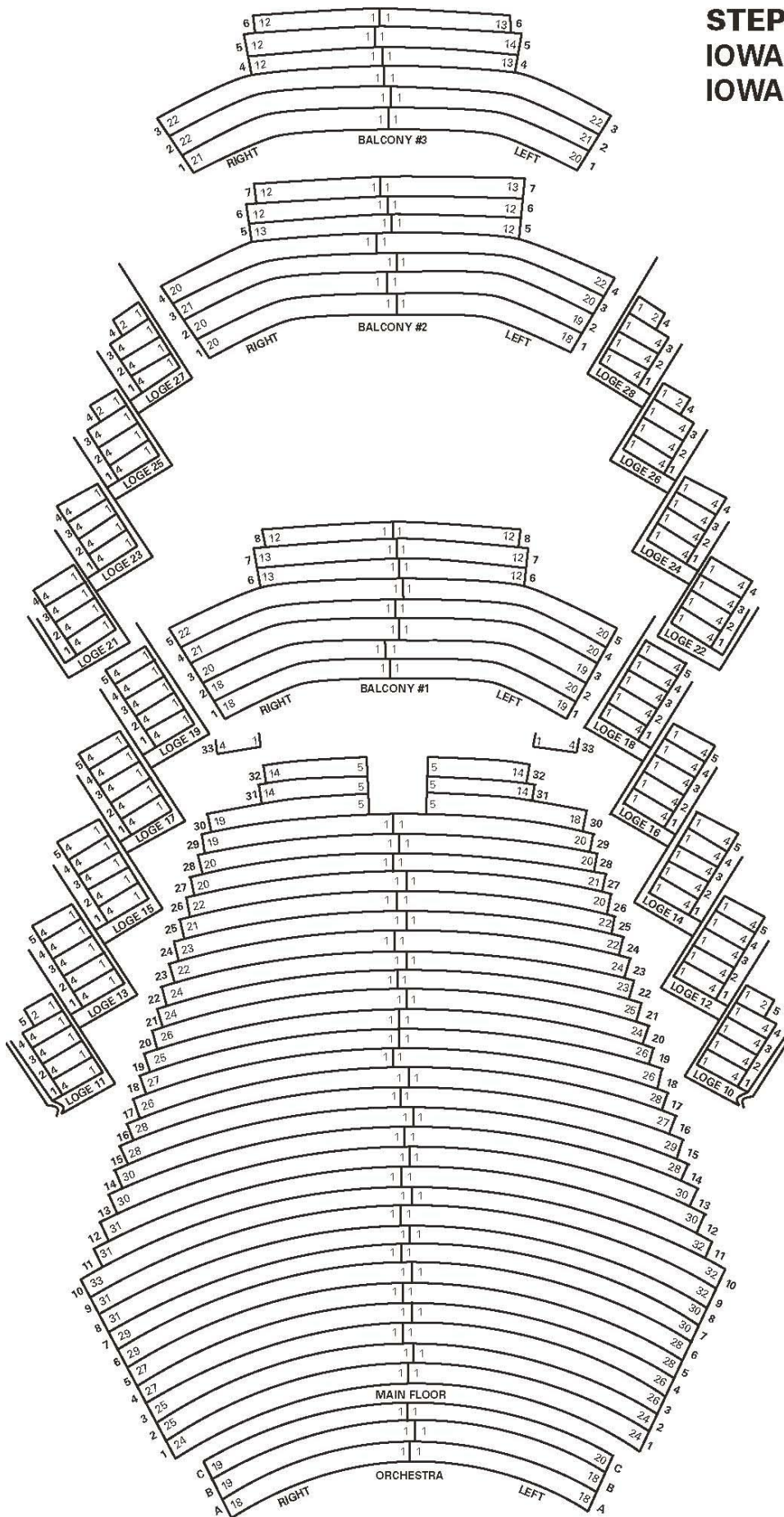
## STEPHENS AUDITORIUM HANGING PLOT

LINE-SET #	UPSTAGE OF PROSCENIUM	HOUSE EQUIPMENT	PRODUCTION NOTES
1	-12"	House Curtain	Permanent – Cannot be struck
2	-6"	#1 Border	
3	0	Main Traveler	
4	6"	Pipe	
5	1'	#1 Electric	24 Circuits
6	2'	Pipe	
7	2'6"	Pipe	
8	4'	#1 Orchestra Ceiling	Permanent – Cannot be struck
9	4'6"	#2 Border	
10	5'	#2 Electric	16 Circuits
11	6'	#2 Traveler	
12	6'6"	Pipe	
13	7'	Pipe	
14	7'6"	Pipe	
15	8'	Pipe	
16	8'6"	Pipe	
17	9'6"	#3 Border	
18	10'	Pipe	
19	10'6"	Pipe	
20	11'	#3 Electric	24 Circuits
21	11'6"	Pipe	
22	12'	Pipe	
23	12'6"	Pipe	
24	13'	#3 Traveler	
25	14'	Pipe	
26	14'6"	Pipe	
27	15'	Pipe	
28	15'6"	Pipe	
29	16'	#4 Border	
30	16'6"	Pipe	
31	17'	Pipe	
32	17'6"	#2 Orchestra Ceiling	Permanent – Cannot be struck
33	18'6"	Pipe	
34	19'6"	#4 Electric	16 Circuits
35	20'6"	#4 Traveler	
36	21'	Pipe	
37	22'	Pipe	
38	22'6"	Pipe	
39	23'	Pipe	
40	23'6"	#5 Border	
41	24'6"	#5 Electric	24 Circuits
42	25'	Pipe	
43	26'	#5 Traveler	
44	27'	Pipe	
45	28'6"	Pipe	
46	29'	#3 Orchestra Ceiling	Permanent – Cannot be struck
47	30'	Pipe	
48	30'6"	Pipe	
49	31'	Pipe	
50	31'6"	Pipe	
51	32'	Pipe	
52	32'6"	Pipe	
53	33'6"	Pipe	
54	34'6"	Pipe	
55	37'6"	#4 Orchestra Ceiling	Permanent – Cannot be struck

# FACILITY TECHNICAL PACKET



## STEPHENS AUDITORIUM IOWA STATE CENTER IOWA STATE UNIVERSITY



BALCONY #3 RIGHT.....	101
BALCONY #3 LEFT.....	103
TOTAL SEATS.....	204

BALCONY #2 RIGHT.....	118
BALCONY #2 LEFT.....	116
LOGE RIGHT.....	60
LOGE LEFT.....	60
TOTAL SEATS.....	354

BALCONY #1 RIGHT.....	137
BALCONY #1 LEFT.....	134
LOGE RIGHT.....	98
LOGE LEFT.....	98
TOTAL SEATS.....	467

MAIN FLOOR RIGHT.....	793
MAIN FLOOR LEFT.....	791
TOTAL MAIN FLOOR.....	1584

ORCHESTRA PIT RIGHT.....	56
ORCHESTRA PIT LEFT.....	56

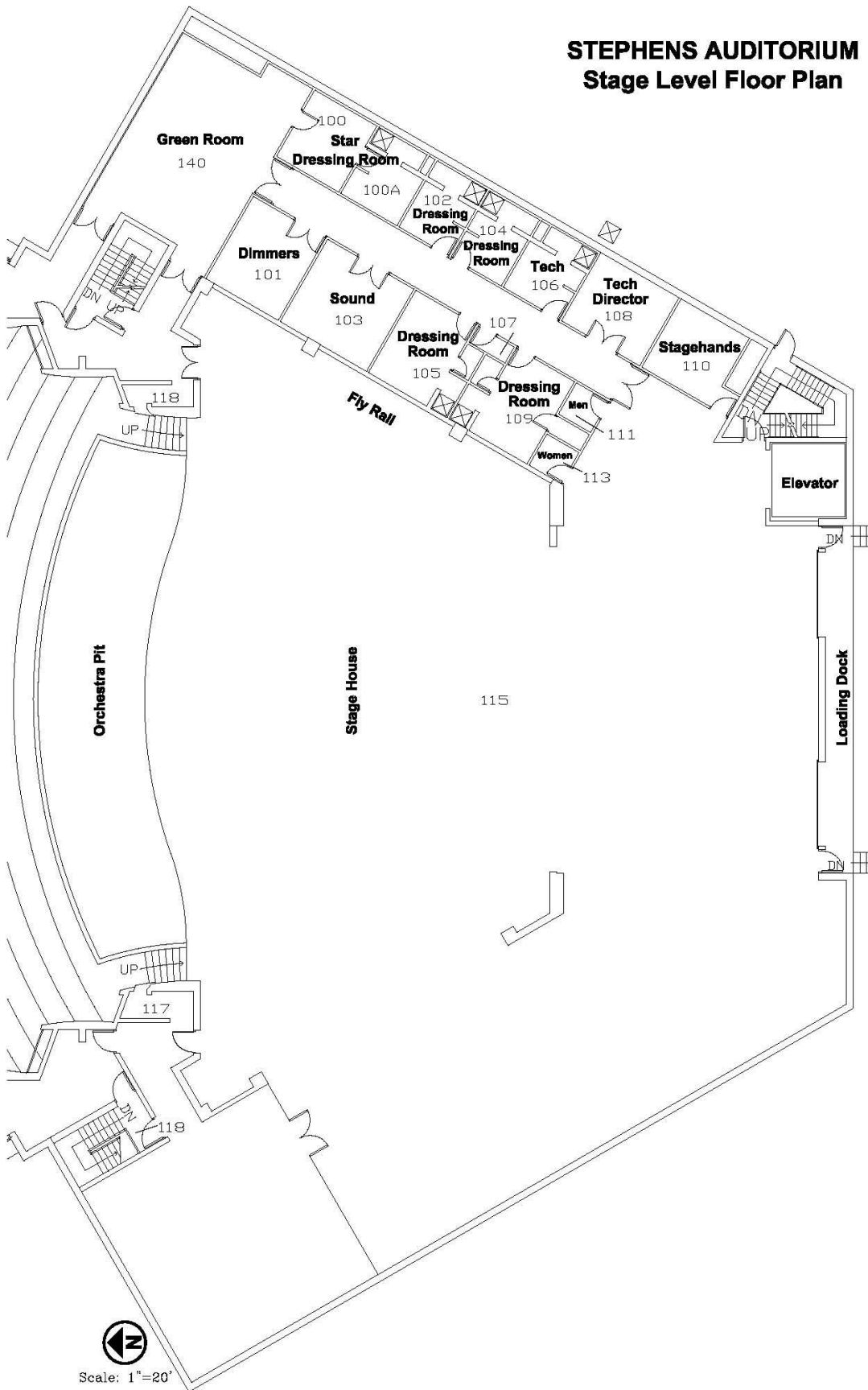
TOTAL ORCHESTRA PIT.....	112
WHEELCHAIR SPACE.....	8

GROSS TOTAL.....	1704
------------------	------

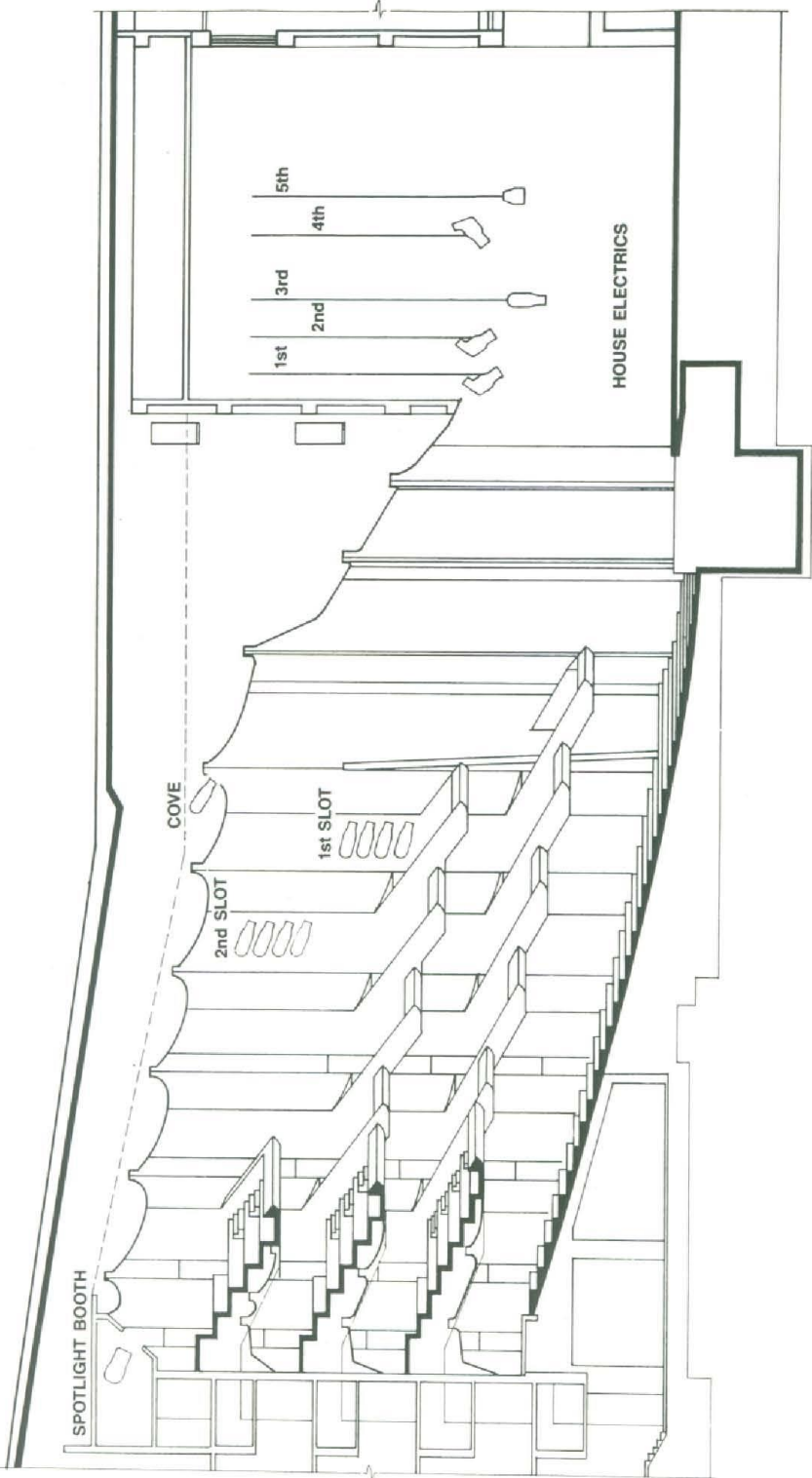
### SUMMARY OVERALL

BALCONY #3.....	204
BALCONY #2 w/LOGES.....	354
BALCONY #1 w/LOGES.....	467
MAIN FLOOR PERMANENT.....	1584
TOTAL PERMANENT.....	2609
WHEELCHAIR SPACES.....	8
ORCHESTRA PIT PORTABLE.....	112
TOTAL CAPACITY.....	2729

**STEPHENS AUDITORIUM  
Stage Level Floor Plan**



Iowa State Center  
Iowa State University  
Ames, Iowa



C.Y. STEPHENS AUDITORIUM  
CROSS SECTION  
SCALE 1" = 22' - 0"

